

Orange County Sheriff's Department



Coroner Division

Homeless Mortality Report

2014-2018

Orange County Sheriff's Department, Coroner Division
Homeless Mortality Report

The Orange County Sheriff's Department, Coroner Division is responsible for investigating deaths that occur within the county of Orange. This includes unnatural deaths such as homicides, suicides, accidents, or suspicious/unexplained deaths. The scope and responsibility of the Coroner Division is largely based on California Government Code 27491. It is the duty of the Coroner Division to investigate the circumstance surrounding all deaths within its purview. The goal of these investigations is to determine the identity of the deceased, the medical cause of death, the manner of death and the date and time of death. The Coroner Division is managed by a Captain and employs 20 Deputy Coroners, who are responsible for responding to the scene of an unnatural, suspicious or unexplained deaths, to preserve and document the scene, examine the body and safeguard personal property. The Deputy Coroner Investigator also makes family notifications and documents the facts associated with the death.

It is the goal of the Coroner Division to be more than the "County Morgue" by uncovering as much information on every case, and studying those cases in cohorts that reflect or are likely to reflect changing patterns important to public health and safety. The analysis includes risk factors for premature deaths, such as prescription drug abuse or identifying consumer products causing death. The Coroners Division is proactive in the community, participating in programs geared towards preventing driving while intoxicated and drug use. They have a long standing cooperative relationship with non-profit organ and tissue procurement agencies, which enhances and saves lives.

Summary of Data

The data contained in this report reflects the most current information available to the Coroner Division of the Orange County Sheriff's Department. It is presented without bias or conclusion and confined to the period of 2014 through 2018.

For purposes of this report, homeless is defined as any decedent within the geographical boundaries of Orange County that lacks a permanent residential address at the time of death, limited to the jurisdiction of the Coroner Division. Orange County Sheriff's Department reports involving these individuals include the designation, "No fixed abode."

The data is categorized by the cause of death and geographic location. Beyond the blanket categories of Natural, Accident, Homicide, Suicide, or Undetermined, the statistical data is enhanced with additional context to provide the reader with a comprehensive understanding of the events handled by the Coroner Division.

Orange County Sheriff's Department, Coroner Division
Homeless Mortality Report

2014

Manner/Subtype	Deaths	Deaths %
Natural	56	44.4%
Accident	50	39.7%
Asphyxia	1	
Drowning	2	
Electrocution	1	
Other	1	
Overdose	38	
Vehicular-Traffic	7	
Homicide	2	1.6%
Blunt Force Trauma	1	
Gunshot	1	
Suicide	13	10.3%
Asphyxia	1	
Blunt Force Trauma	1	
Gunshot	3	
Overdose	5	
Train	3	
Undetermined	5	4.0%
Asphyxia	1	
Blunt Force Trauma	1	
Unknown	1	
Vehicular-Traffic	2	
Total	126	100%

Location	Deaths	Deaths %
Anaheim	22	17.5%
Buena Park	2	1.6%
Costa Mesa	9	7.1%
Fountain Valley	4	3.2%
Fullerton	11	8.7%
Garden Grove	5	4.0%
Huntington Beach	10	7.9%
La Palma	2	1.6%
Laguna Beach	2	1.6%
Laguna Hills	1	0.8%
Laguna Niguel	1	0.8%
Lake Forest	1	0.8%
Los Alamitos	1	0.8%
Mission Viejo	2	1.6%
Newport Beach	11	8.7%
Orange	4	3.2%
San Clemente	3	2.4%
Santa Ana	31	24.6%
Tustin	2	1.6%
Westminster	2	1.6%
Total	126	100%

Orange County Sheriff's Department, Coroner Division
Homeless Mortality Report

2015

Manner/Subtype	Deaths	Deaths %
Natural	75	40.1%
Accident	75	40.1%
Asphyxia	1	
Drowning	4	
Fall	1	
Fire	1	
Overdose	51	
Train	1	
Vehicular-Traffic	16	
Homicide	9	4.8%
Asphyxia	1	
Cutting/Stabbing	3	
Gunshot	4	
Vehicular	1	
Suicide	21	11.2%
Asphyxia	8	
Cutting/Stabbing	1	
Fall	1	
Gunshot	1	
Overdose	5	
Train	3	
Vehicular-Traffic	2	
Undetermined	7	3.7%
Drowning	1	
Overdose	2	
Unknown	3	
Vehicular-Traffic	1	
Total	187	100%

Location	Deaths	Deaths %
Anaheim	24	12.8%
Buena Park	10	5.3%
Capistrano Beach	1	0.5%
Corona del Mar	1	0.5%
Costa Mesa	7	3.7%
Cypress	1	0.5%
Dana Point	1	0.5%
Fountain Valley	4	2.1%
Fullerton	10	5.3%
Garden Grove	4	2.1%
Huntington Beach	17	9.1%
Irvine	1	0.5%
La Habra	1	0.5%
Laguna Beach	2	1.1%
Laguna Hills	5	2.7%
Lake Forest	4	2.1%
Mission Viejo	4	2.1%
Newport Beach	14	7.5%
Orange	21	11.2%
Placentia	2	1.1%
Rancho Santa Margarita	1	0.5%
San Clemente	7	3.7%
Santa Ana	33	17.6%
Seal Beach	1	0.5%
Stanton	5	2.7%
Tustin	1	0.5%
Westminster	5	2.7%
Total	187	100%

Orange County Sheriff's Department, Coroner Division
Homeless Mortality Report

2016

Manner/Subtype	Deaths	Deaths %
Natural	88	43.6%
Accident	87	43.1%
Asphyxia	1	
Drowning	2	
Fall	2	
Fire	1	
Other	1	
Overdose	58	
Train	1	
Vehicular-Traffic	21	
Homicide	5	2.5%
Blunt Force Trauma	2	
Cutting/Stabbing	1	
Gunshot	2	
Suicide	15	7.4%
Asphyxia	7	
Drowning	1	
Fall	2	
Fire	1	
Gunshot	1	
Overdose	2	
Train	1	
Undetermined	7	3.5%
Fire	1	
Overdose	2	
Train	1	
Unknown	2	
Vehicular-Traffic	1	
Total	202	100%

Location	Deaths	Deaths %
Anaheim	41	20.3%
Buena Park	2	1.0%
Capistrano Beach	2	1.0%
Costa Mesa	11	5.4%
Cypress	3	1.5%
Dana Point	2	1.0%
Fountain Valley	10	5.0%
Fullerton	7	3.5%
Garden Grove	12	5.9%
Huntington Beach	8	4.0%
Irvine	3	1.5%
La Palma	1	0.5%
Laguna Beach	1	0.5%
Laguna Hills	3	1.5%
Laguna Niguel	1	0.5%
Lake Forest	4	2.0%
Mission Viejo	1	0.5%
Newport Beach	5	2.5%
Orange	30	14.9%
San Juan Capistrano	1	0.5%
Santa Ana	44	21.8%
Stanton	6	3.0%
Tustin	2	1.0%
Westminster	2	1.0%
Total	202	100%

Orange County Sheriff's Department, Coroner Division
Homeless Mortality Report

2017

Manner/Subtype	Deaths	Deaths %
Natural	95	48.5%
Accident	70	35.7%
Drowning	2	
Fall	2	
Fire	1	
Overdose	51	
Train	1	
Vehicular-Traffic	18	
Homicide	9	4.6%
Blunt Force Trauma	1	
Cutting/Stabbing	1	
Fire	1	
Gunshot	5	
Vehicular	1	
Suicide	19	9.7%
Asphyxia	5	
Fall	2	
Fire	1	
Gunshot	2	
Other	1	
Overdose	2	
Train	2	
Vehicular-Traffic	4	
Undetermined	3	1.5%
Overdose	2	
Unknown	1	
Total	196	100%

Location	Deaths	Deaths %
Anaheim	35	17.9%
Brea	1	0.5%
Buena Park	8	4.1%
Corona del Mar	1	0.5%
Costa Mesa	9	4.6%
Cypress	3	1.5%
Dana Point	1	0.5%
Fountain Valley	1	0.5%
Fullerton	3	1.5%
Garden Grove	12	6.1%
Huntington Beach	9	4.6%
Irvine	1	0.5%
La Palma	2	1.0%
Laguna Beach	3	1.5%
Laguna Hills	4	2.0%
Mission Viejo	1	0.5%
Newport Beach	10	5.1%
Orange	27	13.8%
Placentia	3	1.5%
San Clemente	4	2.0%
San Juan Capistrano	3	1.5%
Santa Ana	43	21.9%
Stanton	3	1.5%
Sunset Beach	1	0.5%
Tustin	4	2.0%
Westminster	4	2.0%
Total	196	100%

Orange County Sheriff's Department, Coroner Division
Homeless Mortality Report

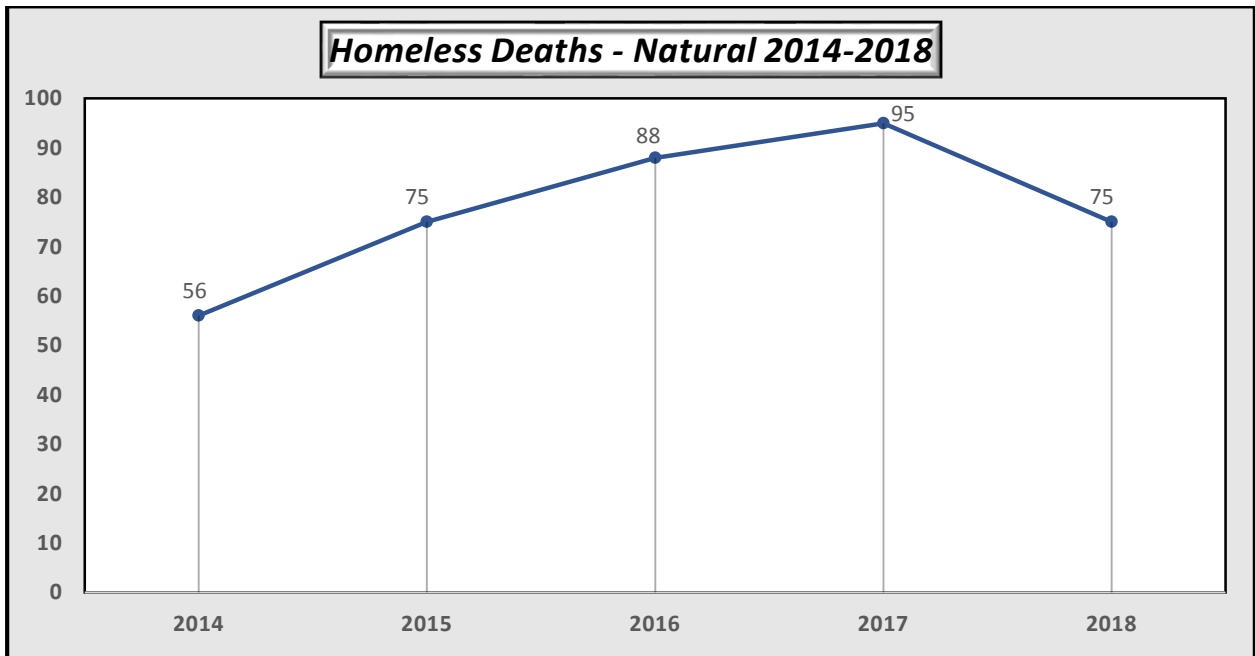
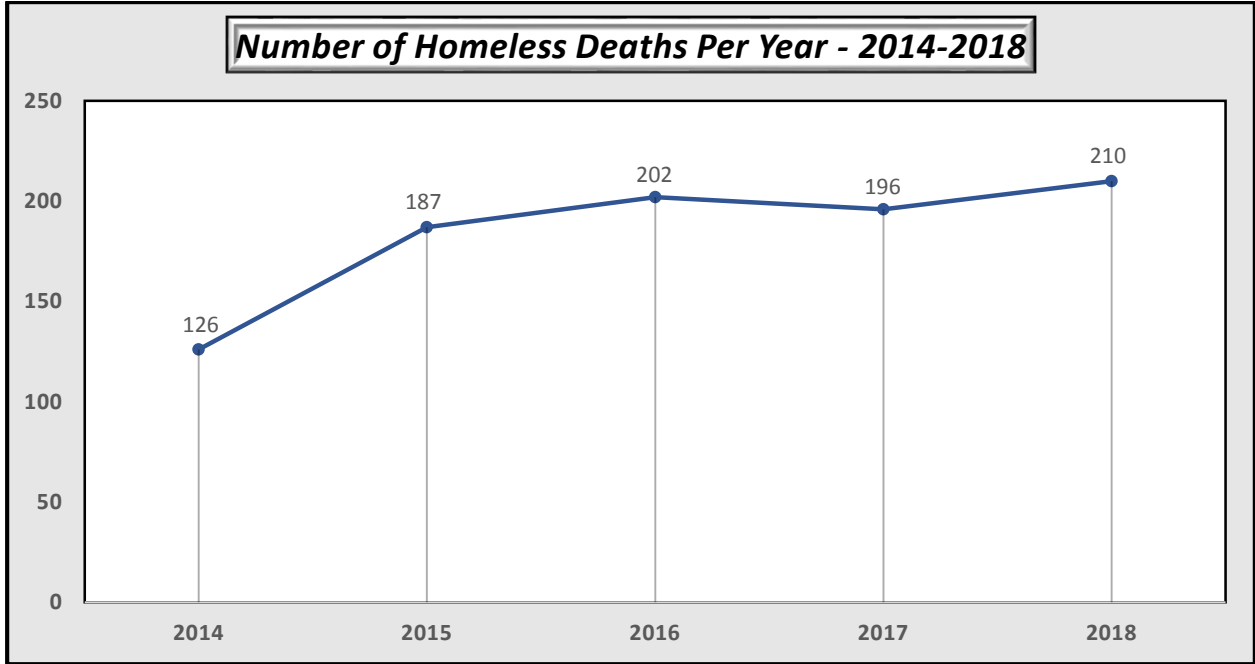
2018

The statistics for 2018 have not been completed. Thirty two of the 210 homeless deceased are still in a pending status awaiting toxicology results.

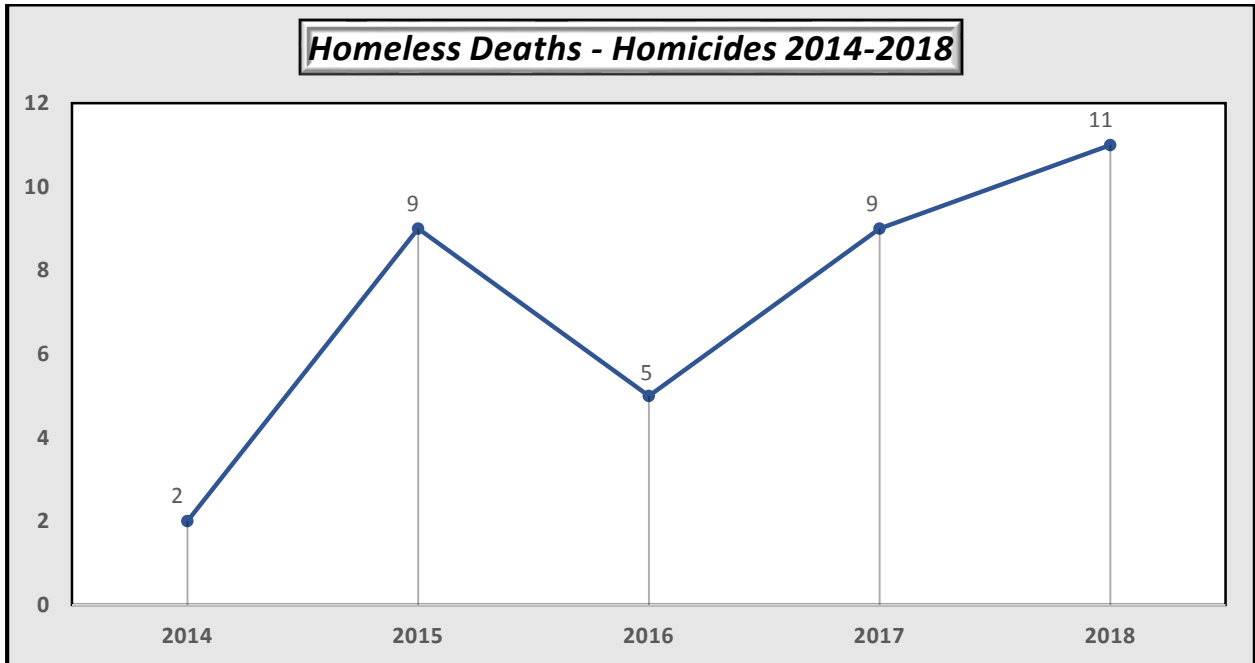
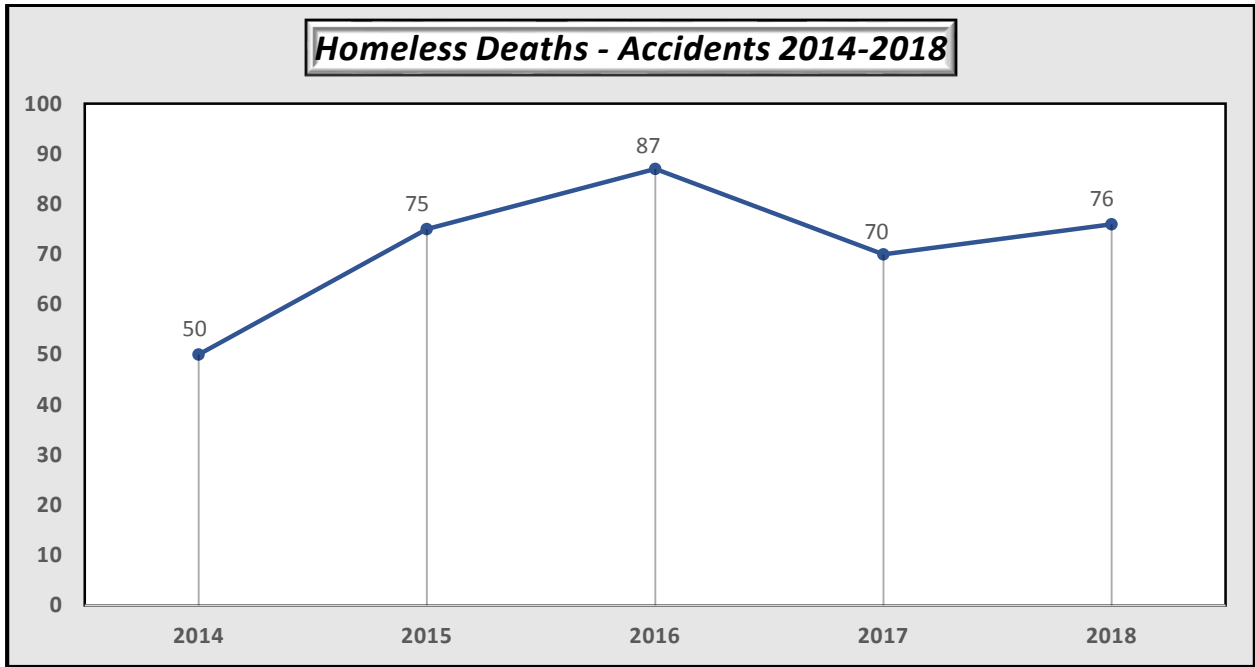
Manner/Subtype	Deaths	Deaths %
Natural	75	35.7%
Pending	32	15.2%
Accident	76	36.2%
Asphyxia	4	
Drowning	1	
Electrocution	1	
Fall	3	
Overdose	43	
Train	1	
Vehicular-Traffic	23	
Homicide	11	5.2%
Blunt Force Trauma	3	
Cutting/Stabbing	1	
Gunshot	6	
Other	1	
Suicide	13	6.2%
Asphyxia	9	
Gunshot	1	
Overdose	1	
Train	1	
Vehicular-Traffic	1	
Undetermined	3	1.4%
Asphyxia	1	
Train	1	
Unknown	1	
Total	210	100%

Location	Deaths	Deaths %
Anaheim	30	14.3%
Brea	2	1.0%
Buena Park	3	1.4%
Capistrano Beach	1	0.5%
Costa Mesa	9	4.3%
Dana Point	1	0.5%
Fountain Valley	5	2.4%
Fullerton	9	4.3%
Garden Grove	13	6.2%
Huntington Beach	16	7.6%
Irvine	2	1.0%
La Habra	2	1.0%
Laguna Beach	1	0.5%
Laguna Niguel	1	0.5%
Laguna Woods	1	0.5%
Lake Forest	4	1.9%
Los Alamitos	1	0.5%
Mission Viejo	7	3.3%
Newport Beach	6	2.9%
Orange	35	16.7%
Placentia	2	1.0%
San Clemente	1	0.5%
San Juan Capistrano	2	1.0%
Santa Ana	42	20.0%
Silverado	2	1.0%
Stanton	1	0.5%
Tustin	3	1.4%
Westminster	8	3.8%
Total	210	100%

Orange County Sheriff's Department, Coroner Division
Homeless Mortality Report



Orange County Sheriff's Department, Coroner Division
Homeless Mortality Report



Orange County Sheriff's Department, Coroner Division
Homeless Mortality Report

